



LINE BORING ACCESSORIES



WA DESIGNED SOLUTIONS

8/62 Kremzow Road, Brendale QLD 4500

Ph:+61 7 3889 7622 Fx:+61 7 3889 7621

ABN 88 094 338 431


www.winema.com.au

Wire Alignment Kit

To ensure accurate support bearing alignment when machining multiple bores the WAK-2250 Wire Alignment Kit is an essential piece of equipment.

Contents

- Tensioner Assembly
- Base Assembly
- Alignment Cups (4)
- Contact Ball & Handle
- Piano Wire
- Squark Box
- Hand Tools
- Storage case



Custom Bearing Mounts

Compact twin arm peg style bearing mounts supplied with 100mm standoffs & bolts



Hydraulic Power Units

These Australian designed & manufactured HPU's are available in a range of different size & configurations.

Features

Standard sizes available are 7.5Kw, 11Kw, 15Kw & 18.5Kw.

Flow rates from 15- 70lpm at 100Bar

115 Ltr Hydraulic Tank with oil cooler standard.

Pendant remote standard.

Wireless remote options.

VSD operation available.

Solid steel sturdy frame with full size base tray.



Controls

All controls are conveniently position on a hand held pendant for ease of use. This lightweight compact pendant also has a magnetic base that can be quickly & securely attached or removed conveniently on the job.

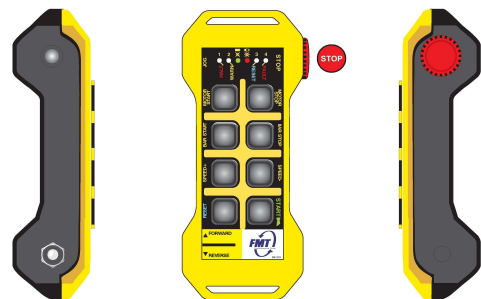

Functions include:

E-Stop, Pump Start/Stop, Bar Start/Stop
Forward/Reverse, Bar Jog, Speed Control



Custom Design & Layout

Need something special?
Custom frame design?
Hose & cable storage?



Servo Drive System

With demands for increased performance this reversible variable speed servo system is a compact drive option without any compromise on performance.

Features

Provides the power & range of hydraulics with only one drive motor.

Variable speed from 3-220 RPM.

Reversible variable speed motor.

Very quiet with powerful operation.

Uses standard 2 bolt mount system compatible with all Climax Systems.

Controls

All controls are conveniently position on a hand held pendant for ease of use. This lightweight compact pendant also has a magnetic base that can be quickly & securely attached or removed conveniently on the job.


Functions include:

E-Stop, Start/Stop, Forward/Reverse, Bar Jog, Speed control.



Quick Alignment Chucks

For aligning & centring the bar when working with bores from 75-400mm these quick setup chucks are an ideal option.



SPECIFICATIONS

Bore Diameter	57.15mm
Outside Diameter	200mm
Minimum Mount	75mm
Maximum Mount	400mm
Shipping Weight	7Kg



WA DESIGNED SOLUTIONS

8/62 Kremzow Road, Brendale QLD 4500

Ph:+61 7 3889 7622 Fx:+61 7 3889 7621

ABN 88 094 338 431

www.winema.com.au