

## ROBUST. VERSATILE. EASY TO USE.

The CALDER **HYDROPRO™ Universal Flanged Valve Tester | UFV** can clamp a wide variety of flanged valves and is designed to pair with the **HYDROPRO™ Console** and the **HYDROPRO™ Hydraulic Flange Seal** for your flanged valve testing needs.



### ROBUST

Every component in the UFV pressure circuit is OEM-certified to the maximum specified testing pressure of the system for increased quality, durability and safety.

Heavy-duty console walls are built with 12-gage steel to protect internal components from damage, making this tester rugged and durable for long life and reliable operation in industrial environments.

CE certified and available world-wide! All CALDER products are available for sale world-wide, including in the European Union and other locations where CE certification is required.

Patent Pending Safety Interlock systems with interlocking knobs and valve handles that will not release the clamp pressure until the test pressure drain valve is opened and internal test pressure is released.

ISO 9001 certified manufacturing ensures all CALDER products are manufactured to the highest quality standards.

Standard 2-year warranty is the longest in the industry! We're confident in our quality, and we back it up! And – ask us how to extend your warranty out to 5 years . . .

### VERSATILE

Clamps only the valve flange which does not load the valve body and allows for varying valve configurations (such as straight or angled body) and testing orientations.

Maximum clearance for actuated valves.

Tilt option allows for water fill in the orientation best suited for removing air.

Pairs with the **HYDROPRO™ Console** and **SMARTEST™ Data Acquisition System** for a complete valve testing solution.

Pairs with the **HYDROPRO™ Hydraulic Flange Seals** for sealing both ends of the valve and for bidirectional testing.

### EASY TO USE

Intuitive control panel layout makes performing a test procedure efficient and easy for the operator.

Extensive operating manual contains easy to follow tips and includes step-by-step set up instructions for various valve testing operations.

Quick-fill water circuit supports quick fill water capability included with **HYDROPRO™ Console**, allowing operators to fill valves up fast to reduce overall test time.

Only shop air needed for clamp and tilt functionality.

# WHY CHOOSE CALDER!




- ⌚ The modular, highly configurable and field-upgradable design of the new CALDER tester platform is the most flexible and cost-effective way to manage all your valve testing requirements. It can grow and evolve your business
- ⌚ The new CALDER test systems are designed to be more accurate and precise than other comparable products
- ⌚ Unique to the valve testing industry, every CALDER component is OEM certified to the maximum pressure specification of the system, for enhanced safety, quality and durability
- ⌚ CALDER offers users the ability to simultaneously test multiple valves with one system
- ⌚ Unmatched in the industry, all CALDER systems are backed by a 2 year warranty
- ⌚ CALDER has global reach and local support through CLIMAX's vast world-wide network
- ⌚ CALDER offers a complete line of Valve Repair Machines for lapping, grinding and specialized valve machining operations
- ⌚ CALDER offers a full portfolio of Test Barriers and Hydraulic Seal Clamps among other products
- ⌚ CALDER offers SMARTEST™ intelligent data acquisition, analysis and control systems for use with our testers
- ⌚ Custom turn-key system design services from the most experienced engineers
- ⌚ and valve test experts in the business
- ⌚ Outrageously good customer service. We are available 24/7!
- ⌚ End-to-End Solutions; from products, consulting, engineering, custom design, training, start-up, after-sale service, spare parts, repair, and rentals, CALDER offers unmatched value in our industry
- ⌚ All CALDER products are CE certified and manufactured in our ISO 9001 certified factory
- ⌚ All CALDER products are proudly made in the USA



## SPECIFICATIONS

UFV-12-100T							
Valve Coverage (Flat / Raised Face Flanges)	Valve Size (nominal)	ANSI Class					
		150	300	600	900	1500	2500
	Inch (mm)	Maximum Test Pressure PSI (Bar)					
		450 PSI (31 Bar)	1125 PSI (76 Bar)	2250 PSI (155 Bar)	3375 PSI (233 Bar)	5625 PSI (388 Bar)	9375 PSI (646 Bar)
	2 (50.8)	√	√	√	√	√	√
	3 (76.2)	√	√	√	√	√	√
	4 (101.6)	√	√	√	√	√	√
	5 (127)	√	√	√	√	√	
	6 (152.4)	√	√	√	√		
	8 (203.2)	√	√	√			
	10 (254)	√	√				
	12 (304.8)	√	√				
Specifications	Hydraulic ram: 100 tons (91.7 tonnes)						
	Approximate overall dimensions: 61 in L x 62 in W x 46 in H (155 cm L x 158 cm W x 117 cm H)						
	Approximate machine weight: 2,700 lbs (1,225 kgs)						
	Approximate shipped weight: 3,000 lbs (1,360 kgs)						

UFV-14-165T							
Valve Coverage (Flat / Raised Face Flanges)	Valve Size (nominal)	ANSI Class					
		150	300	600	900	1500	2500
	Inch (mm)	Maximum Test Pressure PSI (Bar)					
		450 PSI (31 Bar)	1125 PSI (76 Bar)	2250 PSI (155 Bar)	3375 PSI (233 Bar)	5625 PSI (388 Bar)	9375 PSI (646 Bar)
	2 (50.8)	√	√	√	√	√	√
	3 (76.2)	√	√	√	√	√	√
	4 (101.6)	√	√	√	√	√	√
	5 (127)	√	√	√	√	√	√
	6 (152.4)	√	√	√	√	√	
	8 (203.2)	√	√	√	√		
	10 (254)	√	√	√			
	12 (304.8)	√	√				
	14 (355.6)	√	√				
Specifications	Hydraulic Clamping: 165 tons (149.7 tonnes)						
	Approximate overall dimensions: 61 in L x 62 in W x 46 in H (155 cm L x 158 cm W x 117 cm H)						
	Approximate machine weight: 3,600 lbs (1,633 kgs)						
	Approximate shipped weight: 4,000 lbs (1,814 kgs)						



All dimensions should be considered reference. Contact your Calder Representative for precision dimensions. Specifications are subject to change without notice. There are no systems or components on this machine that are capable of producing hazardous EMC, UV or other radiation hazards. The machine does not use lasers nor does it create hazardous materials such as gasses or dust.

# UFV CONFIGURATIONS



To configure your **HYDROPRO™ UFV** simply select from the options you need then contact your CALDER representative.

The **HYDROPRO™ UFV** comes standard with 10,000 PSI (679 bar) rated hydraulic clamping components and plumbing, air-operated hydraulic pump rated to 10,700 PSI (738 bar) preset to 9850 PSI (679 bar), safety interlock systems, nickel plated steel seal plate, analog clamp and test pressure gauges, hydraulic reservoir, air regulator kit, Hydraulic Flange Seal clamping circuit, hydraulic clamping chart and operators manual.

## HYDROPRO™ UFV


Model	Part Number	Non-tilt	Tilt
UFV-12-100T	88848	√	
	88847		√
UFV-14-165T	88849	√	
	88469		√

## Accessories for use with HYDROPRO™ UFV

**HYDROPRO™ Hydraulic Flange Seals** (for O-ring flange sealing only)\*

HFS-2	88524
HFS-4	88525
HFS-6	88527
HFS-10	88528
HFS-14	88529
HFS-16	88530

The **HYDROPRO™ Hydraulic Flange Seal** clamps and seals flanged valves for pressure testing and eliminates the need for blind flanges. Paired with the **HYDROPRO™ Universal Flange Valve Tester**, it is capable of hydrostatic tests up to 9,700 psi and low pressure air tests up to 125 psi, enabling the user to test valves that have multiple flanges as well as valves that aren't straight, like elbow valves, 90's and T's.



The **CALDER Recirculation Tank** offers a solution for supplying and storing fluid used for testing valves. The onboard pump supplies 3.3 gpm at 70 psi to the console. The return port on the tank allows connection to the drain line, to reclaim the fluid for the next test. The Recirculation Tank is compatible with the CALDER Universal Straight Valve Tester | USV and the Universal Flanged Valve Tester | UFV.

### Recirculation Tank

35 Gallon Tank	83421
65 Gallon Tank	90127
125 Gallon Tank	90126



### Hydraulic Clamp Arms (sets of 4)

End type 45° / end type square	88859
End type 30° / end type square	88860
End type 20° / end type square	88861

### Adapter Seal Plates for NPT Valves (8,000 PSI / 552 bar maximum pressure)\*

Thread	NPTM Part Number	NPTF Part Number
.5 inch (12.7 mm)	89504	89655
.75 inch (19.1 mm)	89505	89656
1 inch (25.4 mm)	89506	89657
1.5 inches (38.1 mm)	89507	89658
2 inches (50.8 mm)	89508	89659



\*Other seal plates are available upon request - call your sales representative for more information.



# CALDER VALVE INSTITUTE AND CARE PROGRAM

## CALDER VALVE INSTITUTE™

CALDER has been teaching the fundamentals and fine points of valve testing operation for as long as we've been inventing and building the systems. CALDER VALVE INSTITUTE™ offers:

- Training Institutes in Portland OR, Houston TX, Manchester UK, Düren Germany, and Dubai UAE, among others
- Safety training
- Machine set up and operation
- Technical tips and tools to improve operational performance and efficiency
- Hands on training and valve testing skill development

Whether it's a regularly scheduled course at one of our CALDER Institutes, or a custom curriculum conducted at your facility, your valve test operators will benefit from courses developed by the most experienced and respected professionals in the business.



## CALDER CARE PROGRAM

Preventative maintenance and service package includes:

- Parts Replacement Guarantee – All parts replaced for the term of the package
- Technical Assistance by Phone – A CALDER CARE Hotline for 24/7 US-based expert advice from repair professionals
- On-Site Preventive Maintenance – Yearly PM visit by a Certified CALDER Service Technician
- Extended Warranty Coverage – CALDER is the only company in our industry with a standard 2 year warranty and offering extended warranty programs out to 5 years!

## Call CALDER for:

### RENTALS

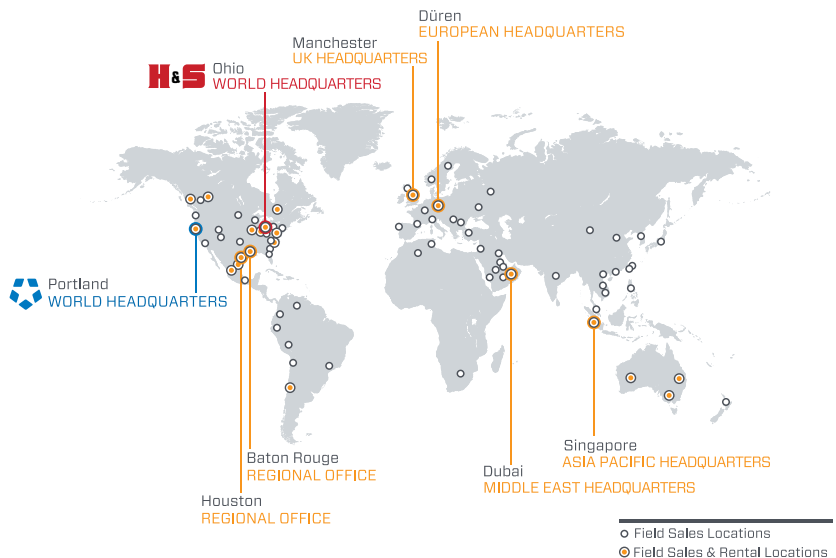
On selected models. With 20+ worldwide rental depot locations, you are never far away from a CALDER system.

### ON-SITE TRAINING

If you need training or on-site consultation, we're famous for it!

### CUSTOM PROJECTS

Custom turn-key system design services from the most experienced engineers and valve test experts in the business!



Connect with us:    

### CLIMAX World Headquarters - USA

Address: 2712 E. 2nd St., Newberg, Oregon 97132  
Tel: +1 503 538 2185  
Fax: +1 503 538 7600  
Email: info@cpmt.com

### H&S World Headquarters - USA

Address: 715 Weber Dr., Wadsworth, Ohio 44281  
Tel: +1 330 336 4550  
Fax: +1 503 538 7600  
Email: info@hstool.com

### Asia Pacific Headquarters

Address: 308 Tanglin Rd #02-01, Singapore 247974  
Tel: +65 6801 0662  
Fax: +65 6801 0699  
Email: ClimaxAsia@cpmt.com

### European Headquarters

Address: Am Langen Graben 8, 52353 Düren, Germany  
Tel: (+49) (0) 2421 9177 0  
Fax: (+49) (0) 2421 9177 29  
Email: ClimaxEurope@cpmt.com

### Middle East Headquarters

Address: Warehouse #5, Plot: 369 272, Um Sequim Road, Dubai, UAE  
Tel: +971 4 321 0328  
Email: ClimaxUAE@cpmt.com

### United Kingdom Headquarters

Address: Unit 7 Castlehill Industrial Estate, Bredbury Industrial Park, Horsfield Way, Stockport SK6 2SU  
Tel: +44 (0) 161 406 1720  
Email: info@cpmt.com

Copyright © 2018 CLIMAX All Rights Reserved. CLIMAX has taken reasonable measures to ensure the accuracy of the information contained in this document. However, CLIMAX makes no warranties or representations with respect to the information contained herein; and CLIMAX shall not be held liable for damages resulting from any errors or omissions herein, or from the use of the information contained in this document.

