

ROBUST. VERSATILE. EASY TO USE.

The CALDER **HYDROPRO™ Console** can perform a wide variety of pressure tests with unsurpassed quality and ease of use for your valve testing needs.



ROBUST AND UNRIVALED QUALITY

Every component in the console's pressure circuit is OEM-certified to the maximum specified testing pressure of the system for increased quality, durability and safety. This is unique among major tester OEMs.

Heavy-duty console walls are built with 12-gage steel to protect internal components from damage, making this tester rugged and durable for long life and reliable operation in industrial environments.

ISO 9001 certified manufacturing ensures all CALDER products are manufactured to the highest quality standards. Be sure to ask about this when investing in a tester. Only the best for our customers!

CE certified and available world-wide! All CALDER products are available for sale world-wide, including in the European Union and other locations where CE certification is required.

Standard 2-year warranty is the longest in the industry! We're confident in our quality, and we back it up! And – ask us how to extend your warranty out to 5 years . . .

VERSATILE

Many testing options available such as shell, seat leakage with drip tube, single-sided pressurization, double-sided pressurization, low pressure air test, air pilot actuation, vacuum pilot actuation, and many more.

Infinitely configurable to meet your exact needs. With thousands of configurations, options and accessories, we can build exactly what you need, without charging you for things you don't need!

Field upgradable/ expandable to evolve with your business and maximize your ROI. Our modular, common-platform design ensures that all equipment and accessories are plug-and-play compatible to meet your changing business needs.

Can be paired with CALDER clamp systems HYDROPRO™ Universal Straight Valve Tester and the HYDROPRO™ Universal Flange Valve Tester for testing many types of valves.

Can be used to pressure other components such as heat exchangers.

Test multiple valves *concurrently*. Test on one port of the console while setting up the next test piece on the other port, minimizing downtime and maximizing your productivity.

Capable of blind flange testing giving you the flexibility to test larger valves without requiring a larger clamping system.

EASY TO USE

Intuitive control panel layout makes performing a test procedure efficient and easy on the operator.

Quick-connect gauges can be easily removed for calibration or maintenance, to maximize the up-time of your tester.

Our unique Quick-fill water circuit allows operators to fill valves up fast and reduce overall test time.

Extensive operating manual contains easy to follow tips and includes step-by-step set up instructions for various valve testing operations.

Only shop air and water needed for functionality.

WHY CHOOSE CALDER!




- ⌚ The modular, highly configurable and field-upgradable design of the new CALDER tester platform is the most flexible and cost-effective way to manage all your valve testing requirements. It can grow and evolve your business
- ⌚ The new CALDER test systems are designed to be more accurate and precise than other comparable products
- ⌚ Unique to the valve testing industry, every CALDER component is OEM certified to the maximum pressure specification of the system, for enhanced safety, quality and durability
- ⌚ CALDER offers users the ability to simultaneously test multiple valves with one system
- ⌚ Unmatched in the industry, all CALDER systems are backed by a 2 year warranty
- ⌚ CALDER has global reach and local support through CLIMAX's vast world-wide network
- ⌚ CALDER offers a complete line of Valve Repair Machines for lapping, grinding and specialized valve machining operations
- ⌚ CALDER offers a full portfolio of Test Barriers and Hydraulic Seal Clamps among other products
- ⌚ CALDER offers SMARTEST™ intelligent data acquisition, analysis and control systems for use with our testers
- ⌚ Custom turn-key system design services from the most experienced engineers
- and valve test experts in the business
- ⌚ Outrageously good customer service. We are available 24/7!
- ⌚ End-to-End Solutions; from products, consulting, engineering, custom design, training, start-up, after-sale service, spare parts, repair, and rentals, CALDER offers unmatched value in our industry
- ⌚ All CALDER products are CE certified and manufactured in our ISO 9001 certified factory
- ⌚ All CALDER products are proudly made in the USA



SPECIFICATIONS

	HPC 6K SYSTEM	HPC 10K SYSTEM
Machine Performance Ranges		
Hydrostatic pressure	300 - 5,700 psi (21 - 393 bar)	400 - 9,700 psi (28 - 669 bar)
Low-pressure air	5 - 125 psi (.34 - 8.62 bar)	
Air pilot actuation pressure	5 - 125 psi (.34 - 8.62 bar)	
Vacuum pilot actuation pressure	0 - 28 inHG (vac)	
Quick fill	5 GPM (18.9 L/min)	
Water filtration	125 micron	
Water inlet pressure	50 psi (3.45 bar) recommended 70 psi (4.83 bar) maximum 25 psi (1.72 bar) minimum	
Gauge accuracy, analog	0.5% F.S.	
Gauge accuracy, digital (optional)	0.25% F.S.	
System pressure decay)	100 psi/10 minutes maximum (6.89 bar/10 minutes maximum) - block valve to outlet port	
Hydrostatic test media	Water, Glycol, Water / soluble oil blends	
Shop air requirement	40 scfm @ 100 - 150 psi (1.13 m³/min @ 6.89 - 10.34 bar)	
Water requirement	3 GPM minimum @ 50 psi (11.4 L/min minimum @ 3.45 bar) 5 GPM @ 50 psi (18.9 L/min @ 3.45 bar) recommended	
Pump lubrication requirement	General purpose air tool oil, 25 - 30 pump strokes per drop	
Measures and Weight		
Machine weight	360 lbs (163.3 kg)	
Shipping weight	445 lbs (201.8 kg)	
Crate dimensions	51 X 38.5 X 66 inches (1295.4 X 977.9 X 1676.4 mm)	
Machine dimensions	Please refer to below dimensional drawing	



All dimensions should be considered reference. Contact your Calder Representative for precision dimensions. Specifications are subject to change without notice. There are no systems or components on this machine that are capable of producing hazardous EMC, UV or other radiation hazards. The machine does not use lasers nor does it create hazardous materials such as gasses or dust.

CONSOLE CONFIGURATIONS



To configure your **HYDROPRO™ CONSOLE** simply select from the options you need then contact your CALDER representative.

The HYDROPRO™ Console comes standard with either 6,000 PSI (414 bar) or 10,000 PSI (689 bar) hydrostatic pump(s), water quick fill option, low pressure air circuit and operators manual.

HYDROPRO™ CONSOLE HPC 6K (6,000 PSI / 414 bar)

Options	87781	87782	87783	87784	87785	87104
Single-sided pressurization	√					
Double-sided pressurization		√	√	√	√	√
Single-sided pressurization, secondary				√		
Double-sided pressurization, secondary					√	√
Leak detection			√		√	√
Air pilot actuation						√
Vacuum pilot actuation						√

HYDROPRO™ CONSOLE HPC 10K (10,000 PSI / 689 bar)

Options	87776	87777	87778	87779	87780	87102
Single-sided pressurization	√					
Double-sided pressurization		√	√	√	√	√
Single-sided pressurization, secondary				√		
Double-sided pressurization, secondary					√	√
Leak detection			√		√	√
Air pilot actuation						√
Vacuum pilot actuation						√

ACCESSORIES

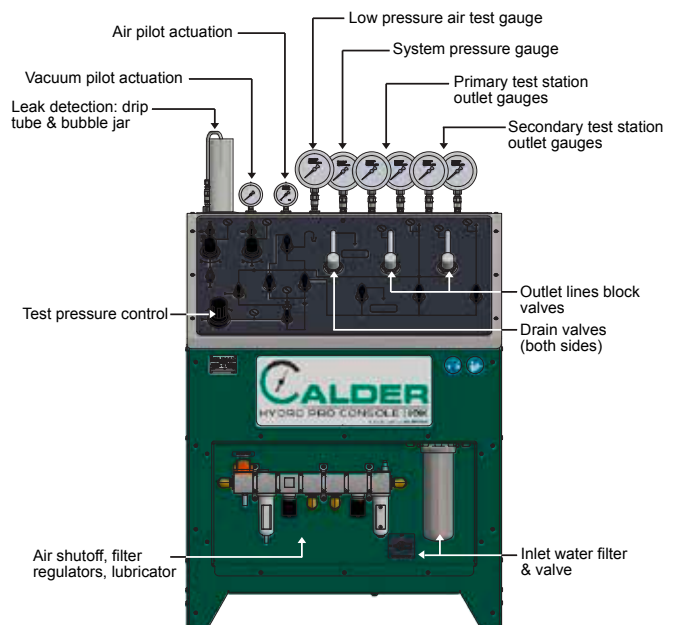
84517 Digital Pressure Gauge

87041 Adapter

87040 Fitting



90225 Digital leakage measurement sensor



CALDER VALVE INSTITUTE AND CARE PROGRAM

The Right Training by the Right People!

Our engineers and valve test experts have been teaching the fundamentals and fine points of valve testing operation for as long as we've been inventing and building advanced valve testing systems.

Professional, Experienced Instructors

All training programs are taught by our professional and experienced OEM CALDER trainers. Your instructor will provide valuable information on operator safety, valve test system set-up, operation, and how to keep your valve tester in top operating condition.

Sign up today for training at one of our seven Global CLIMAX | CALDER training centers.

- Portland, Oregon
- Houston, Texas
- Baton Rouge, Louisiana
- Cleveland, Ohio
- Manchester, United Kingdom
- Düren, Germany
- Dubai, United Arab Emirates



CALDER CARE PROGRAM

Preventative maintenance and service package includes:

- ✓ Parts Replacement Guarantee – All parts replaced for the term of the package
- ✓ On-Site Preventive Maintenance – Yearly PM visit by a Certified CALDER Service Technician
- ✓ Technical Assistance by Phone – A CALDER CARE Hotline for 24/7 US-based expert advice from repair professionals
- ✓ Extended Warranty Coverage – CALDER is the only company in our industry with a standard 2 year warranty and offering extended warranty programs out to 5 years!

Call CLIMAX | CALDER for:

RENTALS

On selected models. With 20+ worldwide rental depot locations, you are never far away from CLIMAX.

OEM TRAINING

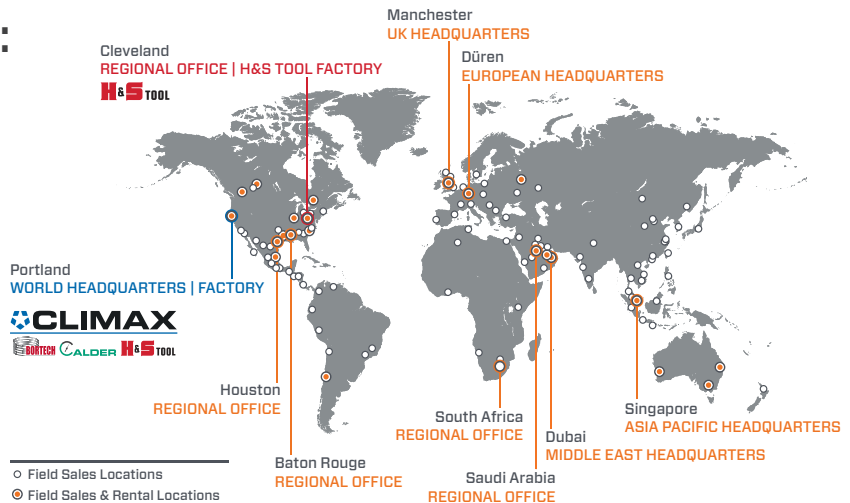
If you need training or on-site consultation, we're famous for it!

SPARES, REPAIR & MAINTENANCE

Call us for anything you need to keep your system running in top condition.

CUSTOM PROJECTS

Custom turn-key system design services from the most experienced engineers in the business!



Connect with us: [f](#) [in](#)

World Headquarters

CLIMAX | BORTECH | CALDER Factory
Address: 2712 E. 2nd St, Newberg, Oregon 97132
Tel: +1 503 538 2185
Fax: +1 503 538 7600
Email: info@cpmt.com

Regional Office - Cleveland

H&S TOOL Factory
Address: 715 Weber Dr., Wadsworth, Ohio 44281
Tel: +1 330 336 4550
Email: info@hstool.com

Asia Pacific

Address: 308 Tanglin Rd #02-01, Singapore 247974
Tel: +65 6801 0662
Fax: +65 6801 0699
Email: ClimaxAsia@cpmt.com

European

Address: Am Langen Graben 8, 52353 Düren, Germany
Tel: (+49) (0) 2421 9177 0
Fax: (+49) (0) 2421 9177 29
Email: ClimaxEurope@cpmt.com

Middle East

Address: Warehouse #5, Plot: 369 272, Um Sequim Road, Dubai, UAE
Tel: +971 4 321 0328
Email: ClimaxUAE@cpmt.com

United Kingdom

Address: Unit 7 Castlehill Industrial Estate, Bredbury Industrial Park, Horsfield Way, Stockport SK6 2SU
Tel: +44 (0) 161 406 1720
Email: ClimaxUK@cpmt.com

Copyright © 2020 CLIMAX All Rights Reserved. CLIMAX has taken reasonable measures to ensure the accuracy of the information contained in this document. However, CLIMAX makes no warranties or representations with respect to the information contained herein; and CLIMAX shall not be held liable for damages resulting from any errors or omissions herein, or from the use of the information contained in this document.

