






PIPE EQUIPMENT SPECIALISTS

TAG E-Z FAB PIPE CUTTING AND BEVELLING MACHINE 2" to 16"

SCAN QR CODE
TO WATCH VIDEO





E-Z FAB PIPE COLD CUTTING AND BEVELLING MACHINE

O/D Locking Cold Pipe Cutting and Beveling Machines



RANGE: 2" to 16" o/d (60 - 420mm)

- High speed process pipe cutting and bevelling
- Unique touch screen NC servo electric drive
- Combines accuracy with safety
- Several automation modes
- Any material
- Customisable to your needs




The E-Z FAB is a revolutionary new cutting and bevelling system for pipes. Ideally suited, but not limited to workshops, and high productivity process environments.

The E-Z FAB utilises a similar principle to the clamshell split frame cutting and bevelling machines. The E-Z FAB consists of a movable trolley fitted with a case outer body housing the rotating, working cutting ring which is driven by an NC controlled powerful 1.5kw servo electric motor. This design provides strength, rigidity and speed as well as high efficiency and precision to the pipe cutting process.



www.TAG-PIPE.com



Self-centering locking system for rapid alignment and clamping of pipe



Built in coolant pump unit with drip tray as standard




Sealed electrical box housing all NC controls and cabling


All shapes, sizes and angles available



Wide range of cutting tools available for cutting all thickness's of pipe and bevelling at any required angle



Pipe cutting



Pipe bevelling



E-Z FAB PIPE COLD CUTTING AND BEVELLING MACHINE

Touch screen

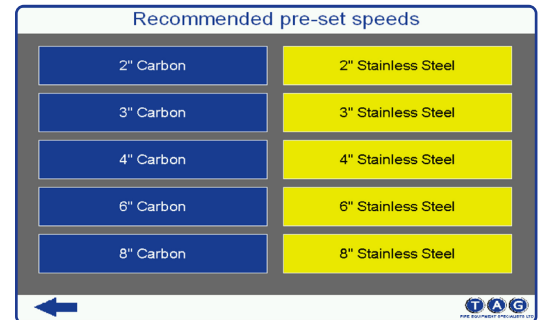
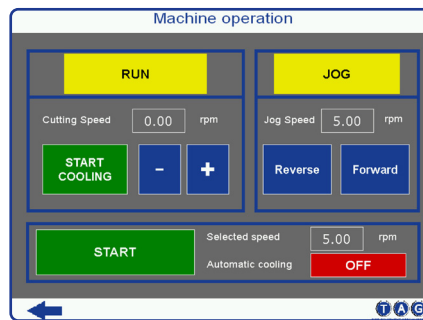
The E-Z FAB has been fitted with a powerful 1.5KW Delta servo motor with Delta NC control. This enables ease of use with all functions touch screen, we have used our 25 years experience to recommend pre-set speeds for pipe size/material as you can see below this enables very quick and easy set up with no human error.

The numerically controlled (NC) servo motor offers unrivalled power and cut speeds, from a touch screen Delta control system, conveniently mounted on an adjustable stalk-arm for operating ease.

The touch screen control comes with 2 main settings: manual and automatic.

The automatic option offers pre-set cut rotation speeds for pipes within each machines' range, whilst the manual option allows the operator to adjust the speed of the machine themselves.

* Touch screen controls can be customised during commissioning/training.



Models available

| MODEL | RANGE O/D (INCH) | RANGE O/D (MM) | WALL THICKNESS (MM) |
|---------|------------------|----------------|---------------------|
| EZFAB8 | 2 - 8" | 60 - 220mm | 6 - 40mm |
| EZFAB12 | 6 - 12" | 170 - 320mm | 6 - 40mm |
| EZFAB16 | 10 - 16" | 270 - 420mm | 6 - 40mm |

* Wall thickness' less than or greater than the above can be achieved with accessories - please contact TAG.

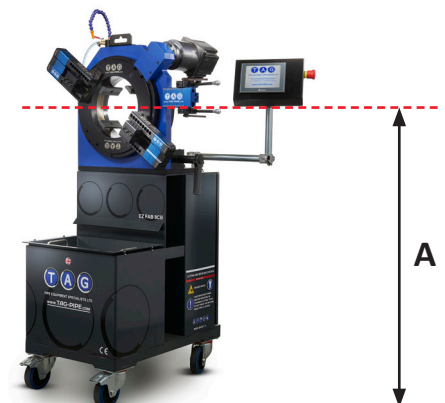
Example cutting and bevelling times

| PIPE SIZE | PIPE SHD | WALL THICKNESS (MM) | PIPE MATERIAL | PRE-SET SPEED | CUTTING AND BEVELLING TIME |
|-----------|----------|---------------------|-----------------|---------------|----------------------------|
| 2 inch | SHD40 | 4mm | Stainless Steel | 45rpm | 2 minutes |
| 4 inch | SHD40 | 4mm | Stainless Steel | 30rpm | 2.5 minutes |
| 6 inch | SHDXXS | 22mm | Carbon | 35rpm | 5 minutes |
| 8 inch | SHD40 | 8mm | Stainless Steel | 20rpm | 9 minutes |

Centreline of cutting point

| MODEL | (A) MM | (A) INCH |
|---------|----------|----------|
| EZFAB8 | 1,196.00 | 47.08 |
| EZFAB12 | 1,132.50 | 44.58 |
| EZFAB16 | 1,177.50 | 46.35 |

* Minus 155mm / 6.10" without castor wheels



TAG E-Z FAB UK PRODUCTION / APPLICATIONS

